




















Which types of BBG fundraising activities would you be interested in participating in?			Response Percent
Formal events (black tie)			25.0%
Fundraising dinners			50.0%
Networking happy hours and/or parties			62.5%
Tables, booths at special events (e.g. Bayfest, bake sales, etc.)			43.8%
Travel & Day Trips (e.g. Chesapeake Bay cruises, group travel, etc.)			56.3%






BBG is considering a series of monthly business-building seminars, beginning in the fall. Each would begin with an optional networking cocktail hour, then dinner at a local establishment, followed by a speaker or workshop/seminar (small fee). Please rank the following topics to help us develop programs you'd be interested in attending.

		Response Percent
Customer satisfaction improvement		28.6%
Internet (web site development, e-commerce, setting up online stores)		42.9%
Employee attraction, retention, and development		7.1%
Leadership development for business owners		28.6%
Legal topics for businesses		28.6%
Marketing and promoting your business		85.7%
New business start-up/expanding into new business lines		21.4%

Retail development strategies		28.6%
Round table discussions on hot topics		42.9%
Sales and revenue growth		28.6%
Tax advice		35.7%
The BBG fundraising committee is considering that we add small amounts to ticket prices for special events, such as the holiday party, to raise money for special projects. The amounts would not be considerable (probably \$2-\$10, tax deductible contributions).		
		Response Percent
OK with me.		93.8%
NOT OK with me.		6.3%

I'd be interested in volunteering my time to help with fundraising committee events.		
		Response Percent
Yes		75.0%
No		25.0%

Would you be interested in donating any of the following used items that the BBG could re-sell in an online store? (check any/all that you could donate)		
		Response Percent
Books		100.0%
CDs (music)		33.3%
DVDs/videos (movies)		16.7%
Other (please describe in additional comments/ideas)		33.3%

Would your business be willing to donate goods and services that we could sell to raise money at a silent auction or other event? (check any/all that you could donate)		
		Response Percent
Bake sale items		21.4%
Gift certificates (any amount)		50.0%
Goods		21.4%
Services		21.4%
Other (please describe in additional comments/ideas below)		14.3%

Other: Artwork, crafts, yard sale items, etc.